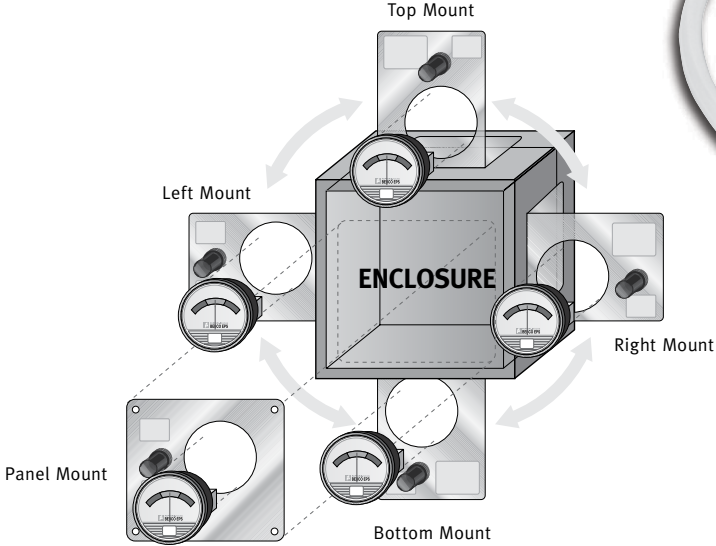


Description

The Enviro-Line series is an environmental pressurization system designed for nonhazardous areas that contain dusty, dirty, and corrosive atmospheres. It operates on a supply of compressed instrument air or inert gas to regulate and monitor the pressure within the sealed enclosure. This prevents the accumulation of damaging and caustic gases and dusts. The elimination of these gases and dusts extends the life of the enclosure's expensive electrical equipment and instrumentation. Due to higher pressures inside the electrical enclosure, corrosive environments remain outside. The system maintains a constant 0.5" water pressure inside the enclosure. The Enviro-Line offers a complete environmental pressurization system including a regulator or vent, depending on your application. It is designed for enclosures up to 250 ft³.

Enviro-Line™

Nonhazardous pressurization



An Enviro-Line pressurization system includes a stainless steel panel, adaptable mounting plate, enclosure pressure gauge, tubing, fittings and fastening hardware—a complete kit, down to the nuts and bolts!

Standard Model Applications

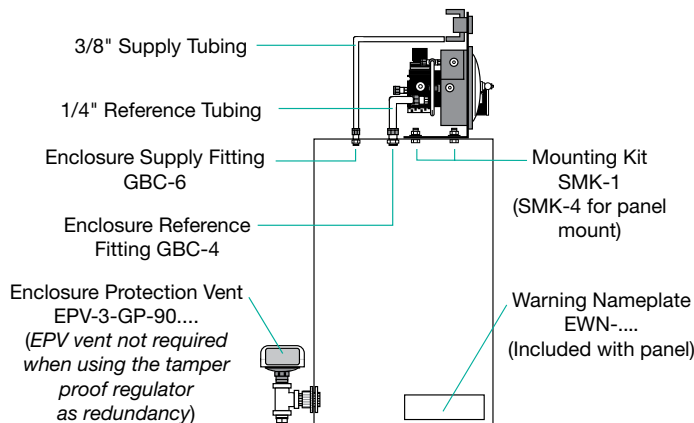
P+F makes it simple. Mounting plates are adaptable for every configuration with the Enviro-Line kit. Simply attach the mounting plate to best fit your application, align the pressure gauge, and the Enviro-Line is ready to go!

Enviro-Line
Enviro-Line

Operation

Using the Enviro-Line pressurization unit is uncomplicated and straightforward. The Enviro-Line pressurization unit is delivered as a complete kit and installs easily with all connection and mounting accessories included. Since the unit is designed for use in nonhazardous areas, power to the enclosure can be energized prior to engaging the air supply. The redundant regulator is used to keep incoming enclosure pressure at a maximum of 5 psi. The enclosure pressure control regulator is used to set a safe reading on the enclosure pressure gauge after the enclosure has been sealed. The Enviro-Line pressurization unit:

- Ensures longer electrical equipment life
- Keeps caustic/corrosive environment outside the enclosure
- Avoids corroding electrical instrumentation



System Specifications

Shipping Weight:	WGS - 6 lb / LGS - 5 lb
Temperature Range:	-20 °F to +120 °F
Supply Pressure Range:	* 5 - 120 psi
Supply Requirements:	Clean air or inert gas
Safe Pressure:	0.5" water
Safe Pressure Flow Rate:	0.1 - 3.5 SCFH
System Supply Fitting:	3/8" tube fitting
Enclosure Supply Fitting:	3/8" tube fitting
Enclosure Reference Fitting:	1/4" tube fitting


* With EPV-3 vent - 120 psi max. to 5 psi min.
Systems installed without vent must be equipped with redundant regulator set to 5 psi max.

Down to the nuts & bolts...

Everything you need for pressurization in nonhazardous dusty, dirty or corrosive areas in ONE SIMPLE KIT!

MODEL NUMBER Available in universal or panel mount	WGS With general-purpose switch	WRR With redundant regulator, with gauge	WVT With vent EPV-3-SA-00 / 90 for top or side mount	FITTINGS & CONNECTIONS (included)		
				1/4" stainless steel hex bolts & nuts	3/8" supply tubing, 1/4" reference tubing	3/8" & 1/4" connection fittings
10E-WGS-WRR-....	■	■		■	■	■
10E-LGS-WRR-....		■		■	■	
10E-WGS-WVT-....	■		■	■	■	■
10E-LGS-WVT-....			■	■	■	■

Note: special configurations available upon request.



Material Specifications

Regulator Body:	Zinc w/Enamel Finish
Regulator Handle:	Polycarbonate
Enclosure Pressure Gauge:	Alum. w/Enamel Finish
Tube Fittings:	Nickel Plated Brass Forged Body
Tubing:	Nylon or Polyethylene .035
System Nameplates:	Silk screened Lexan® & SS
Fastener Hardware:	Alum. & Stainless Steel
Mounting Plate:	316 14 Ga #3 Brush SS
General-purpose Switch Body:	Anodized Cast Alum.
Enclosure Warning Nameplate:	Silk screened SS

Lexan® is a registered trademark of the General Electric Company

Model Number Designations

	10E - WGS - WRR - UM
Series Model Number	10E - WGS - WRR - UM
System Style	WGS - with general-purpose switch LGS - less general-purpose switch
System Options	WRR - with redundant regulator WVT - with vent
Mounting Configuration	UM - universal mount - left, right, top or bottom PM - panel mount - enclosure surface cutout (PM not available with redundant regulator - WRR configuration)

System Accessories

EPC-10	1/2" Pipe Connector
ILF-4	1/4" Filter
129-0251	Additional Installation & Operation Manual

System Dimensions (inches)

